



# Azie's Blanket Coverage

September 2007 Edition

Covering Metro Phoenix, Arizona

## Blanket Delivery Update

Thank you, volunteers! Your generous donations have made it possible for AZ Blankets 4 Kids to distribute **4,652** blankets to various agencies that assist seriously ill and traumatized children during the months of January 2007 through August 2007.

Total deliveries from inception to date :

**36,649!**

## In this issue:

1. *Cool Cash Contributions Granted*
2. *Hot Day for a Cool Bee at Las Palmas Grand*  
*Be Cool...Save Postage*  
*Join Us October 20 for Some Cool Fun*
3. *Devereux's Cool School Mends Hearts and Minds*
4. *Cool Times at Camp Emmanuel Pines*
5. *... more Cool Times*
6. *Soft, Warm Fleece for Cool Nights*
7. *Carole's Cool Cuddle Corner*  
*Bee Report*
8. *Drop-off Locations and Upcoming Events*

## Contact us:

(480) 283-8746  
info@azblankets4kids.com  
www.azblankets4kids.com

**cool** - (kool) *adj.* 1. imparting a sensation of moderate coldness or comfortable freedom from heat: I felt a cool breeze this morning. 2. not excited; calm; composed; under control: I will remain cool while ripping these seams. **slang** 3. great; fine; excellent: I just found a cool new pattern. **n.** 1. calmness; composure; poise: Be cool... They'll have French toast for us when we get to the Dining Hall.

## Cool Cash Contributions Granted



The Arizona Women's Partnership, Inc. is a non-profit organization dedicated to promoting the status of Arizona women and empowering women's grass roots organizations through mini grants and publicity. The organization is non-political and non-sectarian, and is sensitive to the needs of underserved and disadvantaged women and their families. Proceeds are generated from FUNdraisers and through corporate sponsorships and private donations. Their most recent event was **Wine, Women and Jazz** where attendees enjoyed fine wine, delicious hors d'oeuvres and desserts, along with great jazz performances. [www.azwp.org](http://www.azwp.org)

AZB4K is a grateful recipient of a \$1,500 grant from Arizona Women's Partnership, Inc. this year.

“Never doubt that a small group of thoughtful committed citizens can change the world. Indeed, it's the only thing that ever has.”

- Margaret Mead


Thank  
You  
Desert  
Club

Thank  
You  
Arizona  
Women's  
Partnership  
Inc.

Desert Club, founded in 1946, is a non-profit women's service organization providing scholastic scholarships to students living in the East Valley and community grants to non-profit organizations serving women and children.

Currently Desert Club has 38 active members and 112 "life" and "sustaining" members. Since 1958, Desert Club has hosted the annual Christmas Idea House where, over the course of three days, events are held at one or more beautifully decorated luxury homes. All of the proceeds from these events go to scholarships and community programs. Over the past fifty years, Desert Club's efforts have raised nearly two million dollars.

AZB4K has received a generous grant of \$500 from Desert Club this year. [www.christmasideahouse.org](http://www.christmasideahouse.org)





**Above:**  
Volunteers tie a pretty pastel quilt.

**Right:**  
Cathy Bartlow is bound to bind.

**Far Right:**  
A beautiful blend of our bear appliqué pattern and pinwheels.



## A Hot Day for a *Cool* Bee at Las Palmas Grand

The weather was typical for the end of June... hot, hot, hot. But we didn't even notice because it was cool, cool, cool inside. Maybe I'm getting carried away with the coolness but it's true. Not only was the air conditioning doing a great job, but we were making some cool quilts. Check out the one below with bright bears and pinwheels. This quilt was made by Bonnie (on the left), using a creative blending of pinwheels and appliqué bears. Vicky (on the right) created the bear pattern for AZB4K. You can find it on our website under Patterns, called "Bear Quilt". When you use our patterns, don't be afraid to have some fun and mix it up a little. Look how cute this one turned out! Thanks ladies!

The men made us a cool yummy lunch... build your own salad... then build your own sundaes for dessert... oh so good!

With 52 attendees on this 23rd of June, AZB4K left with over 400 blankets for our kids! Cool!!!



## Be *Cool...* Save Postage

Just a friendly reminder that this newsletter is available in **COLOR** on our website. If you have embraced the computer revolution, send us an e-mail and tell us to remove you from our postal mailing list. We'll keep in touch via e-mail instead and avoid the cost of postage and paper. The planet and our treasurer say "thank you."

If you're reading this online... Hi! Thanks for visiting us!

If you wish you were reading this online, just go here...

**www.azblankets4kids.com**

or send us an e-mail at...

**info@azblankets4kids.com**



## Join Us October 20 for Some *Cool* Fun

First I want you all to take a nice, deep yawn. You know you want to... especially after looking at the cutie to the left all cuddled up in fleece. Ok, maybe one more. Ok, now maybe a nap would go well with those yawns.

Rest up, then join us on October 20, from 9-3 at the Chandler PD Community Room. We'll be raffling 3 quilted wallhangings during the bee. Tickets are \$1 each or 6 for \$5. Bring your money (maybe \$5 toward each) and win!

If you can, bring your sewing machine, basic sewing kit, and a walking foot for your machine. The walking foot is perfect to help us finish blankets that have been layered and sprayed for your quilting pleasure.

The second reason we'd like you to bring a walking foot is to try your hand at finishing some fleece blankets. The walking foot will help feed the soft, squishy material evenly through your machine. Hope to see you there!



# Devereux's *Cool* School Mends Hearts and Minds

Carole Willsey, Judy Babcock, Marilyn Clever, Nancy Blackburn, and Sylvia Saffell were invited to tour Devereux Arizona's campus on August 21, 2007.

Devereux Arizona, a nonprofit group that helps children with emotional, developmental and educational disabilities opened a day school in 1967. They now support a 49 bed residential center, the day school, Esperanza, and offer foster, biological and adoptive parents in the community a planned, brief break from their responsibilities as caregivers.

Esperanza is a refugee program, to help reunify unaccompanied adolescents with their families. These adolescents, who have migrated mostly from Latin and South America, are in the U.S. awaiting permanent placement with relatives or deportation to their country of origin.

Dan Fox, Campus Administrator, explained Devereux's commitment to

view and treat each child as an individual, instead of lumping them into one treatment plan.

They are dedicated to providing advanced treatment programs, and ongoing staff training, to offer a unique continuum of behavioral health and social welfare services. All programs are aimed at facilitating change both individually and within the family to allow the client to function successfully in his/her community.

Dan told us about the goals to redecorate and upgrade the facility as he showed us the newly redecorated craft room, updated computer lab and library. We also viewed the classrooms, cafeteria, nurse's station, swimming pool and grounds.

While touring the residence we met a young man who showed us his room and explained the rules of the "house". When asked if he would be interested in receiving a quilt, he requested a

blue and black one. Carole had the foresight to bring some quilts to be distributed to the residence. One of them happened to be a blue and black motorcycle print, just perfect for the young man.

Every staff member we met was excited that each child would receive a quilt and expressed how special the child will feel to have something to own that is unique.

Devereux Arizona remains dedicated to providing hope and care to those with special needs. They embrace the potential to shape the future of individuals, families and our community, and they strive to remain a valuable resource by giving people the tools they need to become productive individuals and contributive neighbors.

AZB4K is proud to provide Devereux Arizona with warm, comforting blankets to help them continue their mission to mend hearts and minds.

“In the end we will remember not the words of our enemies, but the silence of our friends.”




**Above:**  
A bright and cheery mural outside the Center.

**Above Right Quote:**  
A quote for the day from a board in the classroom.

**Above Far Right:**  
A typical two child bedroom.

**Right:**  
A snapshot of an empty classroom while the students are taking a break.

**Far Right:**  
A quick glimpse at one student's class project.



# Cool Times at Camp Emmanuel Pines

Many thanks go out to Kitty from Cutting Edge Quiltworks for sponsoring this annual AZB4K treat. Once again everyone is raving about how much fun quilt camp was this year. Camp was held from August 17-19 at Camp Emmanuel Pines near Prescott.

Everyone got a slight reprieve from the heat (especially at night). Campers worked on anything from camp demos and projects to unfinished objects (UFOs).

Cool  
Quilters

**Right:**  
Kitty and Marilyn are all smiles as they work.

**Below:**  
Pals pin in the pines.  
(Say that 3 times fast!)

Cool  
Camp



**Right:**

Karen  
Kitty  
April  
Bonnie

Mmmmmm

French  
Toast

Served Both  
Mornings!



Hot French  
Toast

Campers also completed 69 holiday premie blankets for our tiniest recipients. And we all know quilter's sew with heart so they didn't stop there. They also took on a special project for our troops working overseas. Fifty soldiers will rest their weary heads on pillowcases made for them by our caring campers.

Ok, now for the dish on camp dining... after a slight disappointment last year, campers were treated to not just one morning of this famously fabulous French toast, but two mornings! Yum-o!



Cool  
Nights





# Cool Times at Camp Emmanuel Pines

## Cool High Rollers



**Below:**

*These ladies play for piles of our most treasured currency... fabric!!!*



## Cool Projects

Now I don't want to start rumors that there's gambling at this camp... but you could play games unmistakably similar to poker and dice and win a sewer's version of gold... fabric! Now remember... what happens at quilt camp, stays at quilt camp!



**Far Left:**

*Courtney proudly displays her new luggage tags. Campers also made pillow-cases for the troops, and holiday preemie blankets.*

**Left:**

*Amy shows a gorgeous completed bear paw quilt.*

**Below:**

*A pretty Christmas embroidery panel.*



**All photos:**

*Hmm... I'm noticing a theme throughout all the photos on this page... everybody's smiling!*

*I'll go out on a limb here (pun intended) and guess that camp was cool and fun!*



# Soft, Warm Fleece for *Cool* Winter Nights in *Cool* Prints


I don't know about you, but as the temperatures get cooler, I love to work with fleece. I also get a little distracted because I spend too much time petting it and enjoying the ultra soft and squishy texture. And the prints available are so fun and kid friendly, they might even rate them as "cool".

AZB4K is growing in a new direction with fleece blankets. We've always appreciated them, but now we have a new volunteer and board member who is all about fleece. Her name is Sally Borg and she came to us with an offer we couldn't refuse. Sally had already been making fleece blankets for babies and seeking volunteers and donors to help with this cause. When she found out about our organization, she saw a great opportunity to put even more soft fuzzy blankets in the arms of our AZ kids.

If you attend our October 20 Bee at the Chandler Police Department, you can meet Sally and see some of the great work she's doing at our new fleece blanket-making station.

One of the most popular perks about working with fleece is that it doesn't fray so you can finish blankets without sewing. But we want to give our sewers a chance to get excited about the possibilities in fleece too so we've included some fun, quick finish samples.

1. This is a single panel of fleece with a typical doublefold quilt binding applied with quilter's cotton.
2. The favorite no-sew fleece blanket finish with cut strips. Each strip has a single knot tied at its base.
3. Layer a coordinating cotton print with a piece of fleece. The fleece should be oversized on each edge to fold onto the cotton side and finish as mitered binding.
4. Miter corners and fold over. Use one of the fancy stitches on your sewing machine to finish the edge.
5. Serge all sides and round corners.
6. Sew cotton binding right side to the back, then turn and envelope so binding only covers the front. Fold cotton edges under, miter corners and use a decorative stitch in a contrasting color to finish.



## Above:

So many fleece possibilities; you'll have a hard time choosing. Sew edges quickly with creative methods or keep a fleece panel with strip cut edges in your favorite chair. You can tie while you watch your favorite tv show!

# Carole's *Cool* Cuddle Corner - "Enveloping & Fleece"



Do I hear all those irons hissing with the up and down motions advised in the last newsletter? Great!!!

The purpose of this column is to reinforce, remind and instruct our volunteers in quilting techniques that we find lacking at times at our bees. Some people just don't like to add binding to quilts and prefer a faster method of construction. If you are one of those people, try this method...

## Enveloping a Quilt

**Layer:** Lay out the batting; lay backing piece on top of batting with the right side facing you. Then lay the top on the backing piece with wrong side up. You now have 3 sandwiched pieces that you will smooth and pin so that the fabric doesn't move during sewing.

**Sew:** Sew 1/3 in. to 1/2 in. seams around all four sides leaving an opening in one side large enough to turn your quilt. Trim sides and corners.

**Turn:** Turn quilt right side out **making sure corners are neatly turned.** Smooth out the quilt and check to see if the top and back pieces lay smooth and even with no extra fabric to cause problems when quilting. I press the edges out; trying to get a nice sharp edge; watch for pleating along the seam line. **Once again, pressing at this time leaves you with a neater, more easily quilted blanket.**

**Close and Quilt:** Hand stitch to close the opening. Again pin all layers adequately and machine quilt, machine tie or hand tie. Finishing touch is a fake 1/2 in. seam around all four sides. \*\*Please do not leave long tails on your hand tied blankets; 1/2 in. to 3/4 in. is plenty

We were fortunate to receive a donation of fleece recently and have been experimenting with ways to finish fleece blankets besides tying knots. Here is one idea...

## Fast Fleece Finish

Starting with one corner, fold fabric to a point, (side of blanket will align across top of blanket) this makes a point at the corner; measure 1 1/2 or 2 inches in from point and with the fold parallel to the back of your sewing machine, sew from fold to the edge of the fabric. The secret is to cut off the excess fabric leaving a quarter inch seam allowance and notch the seam allowance at the fold line. When you turn it right side out it gives a nice mitered corner. Do this on all four corners measuring and sewing the same distance. Since fleece doesn't ravel there is no need to turn under. Just pin and measure all corners so they are the same width. Maybe pin once or twice along the lengths and sew it down using a zig/zag or decorative stitch.

Check out example #4 on the left page to see how this finish looks. If these directions are too hard to follow, come to the October 20th Bee at the Chandler Police Department to see examples and demonstrations.



June 23, 2007  
**Las Palmas Grand**  
Mesa

52 - Attendees

323 - Blankets Donated at the Door  
(including 40 preemies!)

96 - Blankets Completed at the Bee

August 17-19, 2007  
**AZB4K Quilt Camp**  
Emmanuel Pines (Prescott)

28 - Attendees

69 - Winter Holiday Premie Blankets

50 - Pillowcases for the Troops

\* a special personal project taken on  
by our big-hearted campers

**Blanket Drop-off Locations:****A Quilter's Oasis**

9963 E. Baseline Rd., #105  
Mesa (480) 354-4077

**Bernina SW Sewing Center**

7143 E. Southern Ave., #135  
Mesa (480) 964-8914

**Cottonfields Quilt and Knit**

12409 W. Indian School Rd.  
Avondale (623) 535-1200

**Cutting Edge Quiltworks**

1949 W. Ray Rd., #33  
Chandler (480) 857-3443

**Quilter's Bee**

7549 W. Cactus Rd.  
Peoria (623) 334-9359

**Quilter's Koop**

5053 E. Elliot Rd.  
Phoenix (480) 785-0710

**Quilter's Ranch**

1030 E. Baseline Rd., #178  
Tempe (480) 838-8350

**QuiltZ**

13825 N. 32nd St.  
Phoenix (602) 482-4141

**Sun Valley Quilts**

9857 W. Bell Rd.  
Sun City (623) 972-2091

**Zoe's Trunk**

2986 N. Alma School Rd., #4  
Chandler (480) 857-4833

---

**Help us thank these shops for their support by  
giving them your patronage. Let's go shopping!**

**Upcoming Events****Saturday, October 20 from 9 to 3**

Chandler PD Community Room  
250 E. Chicago, Chandler

**Saturday, February 23 from 9 to 3**

La Hacienda Resort  
1797 W. 28th Avenue, Apache Junction

**3rd Thursday each Month from 9 to 3**

Las Palmas Grand - Ballroom  
2550 S. Ellsworth Road, Mesa

**4th Thursday each Month from 10 to 4**

Peace by Piece  
Cutting Edge Quiltworks  
1949 W. Ray Road, Chandler

**1st Friday each Month from 10 to 4**

Peace by Piece  
Sally's Fabric Store  
1235 E. Main Street, Mesa

**AZ Blankets 4 Kids, Inc.**

**P. O. Box 11206**

**Tempe, AZ 85284-0021**