

## FLEECE BLANKETS WITH A SEWN HEM

These instructions produce a fleece blanket with a sewn hem.

~ ~ PLEASE USE SINGLE THICKNESS OF FLEECE FOR THIS PATTERN ~ ~



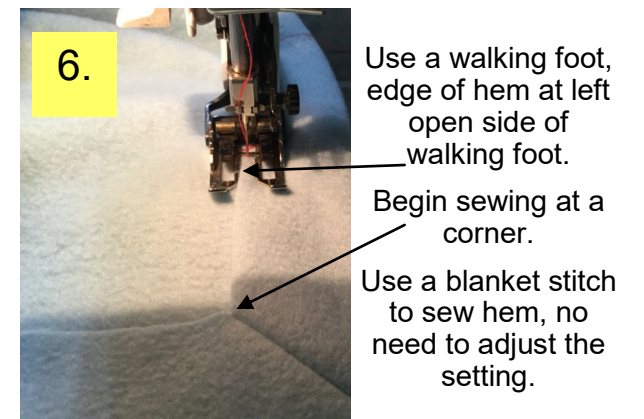
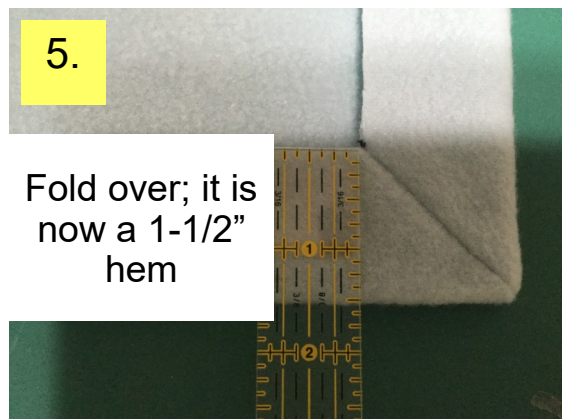

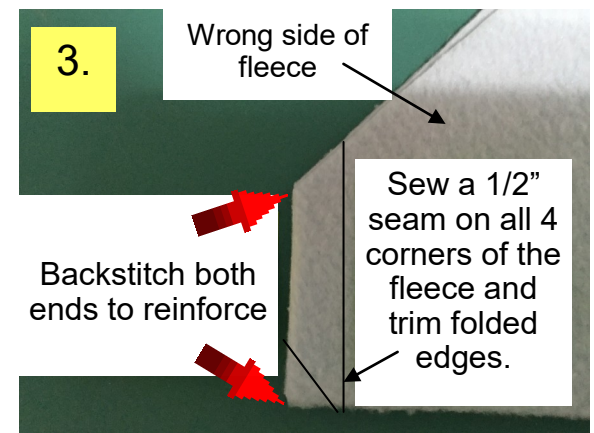
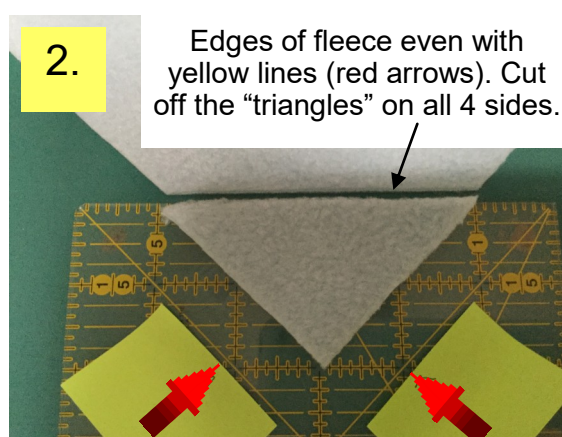

Sizes:

Teen Size: 1¾ yards of appropriate fleece design for a Teenager.

Child Size: 1½ yards of appropriate fleece design for a Child.

Trim all selvages and raw edges so you have smooth, even edges of the fleece before beginning to cut and sew.

Below are the sewing instructions. Tools: 6" square ruler, scissors or rotary cutter and mat. Use the blanket stitch on your sewing machine.



Finished sizes of the fleece blankets will be approximately:

Child size: 50" x 56"

Teen size: 59" x 56"

With a finished 1½" hem all around.

Tip: for more accuracy, pin the folded 1½" turns before sewing.